

## Vintage Panholder Patterns

PANHOLDERS - Teakettle, coffee pot, butterfly and birds are all cut of double material (making a front and back) padded well, and bound, blind stitched or blanket-stitched around outside edge. Loops or rings are attached at points marked with x.

Teakettle and coffee pot are clever on plaids and prints. Care should be taken to cut out inside of handles and turn edges under as done for outside edge.

Butterfly may be on white or pastel colors with body in brown and vari-colored spots. Body and spots are long straight stitches woven over and under one another.


Bird designs (which are both stamped and cut on same size circles) are for appliqué and embroidery. Birds are blue appliqué, with tree limb and other lines in black outlines, flowers are white and leaves are green. Sleeping birds have a white or yellow background which represents the moon, singing birds have an orange background that represents the sun.


Mitts are stamped on unbleached muslin and cut double. Palm of mitt is padded well before seaming to embroidered back. Lettering on back is black, red, or blue outline; flours are vari-colored lazy-daisies with green leaves and stems. Outside edges of mitts may be bound or trimmed with rick rack.


Tipnut Note: These are from a loose sheet of vintage patterns, date and maker are unknown to me but I believe they're from the 1940s or 1950s.



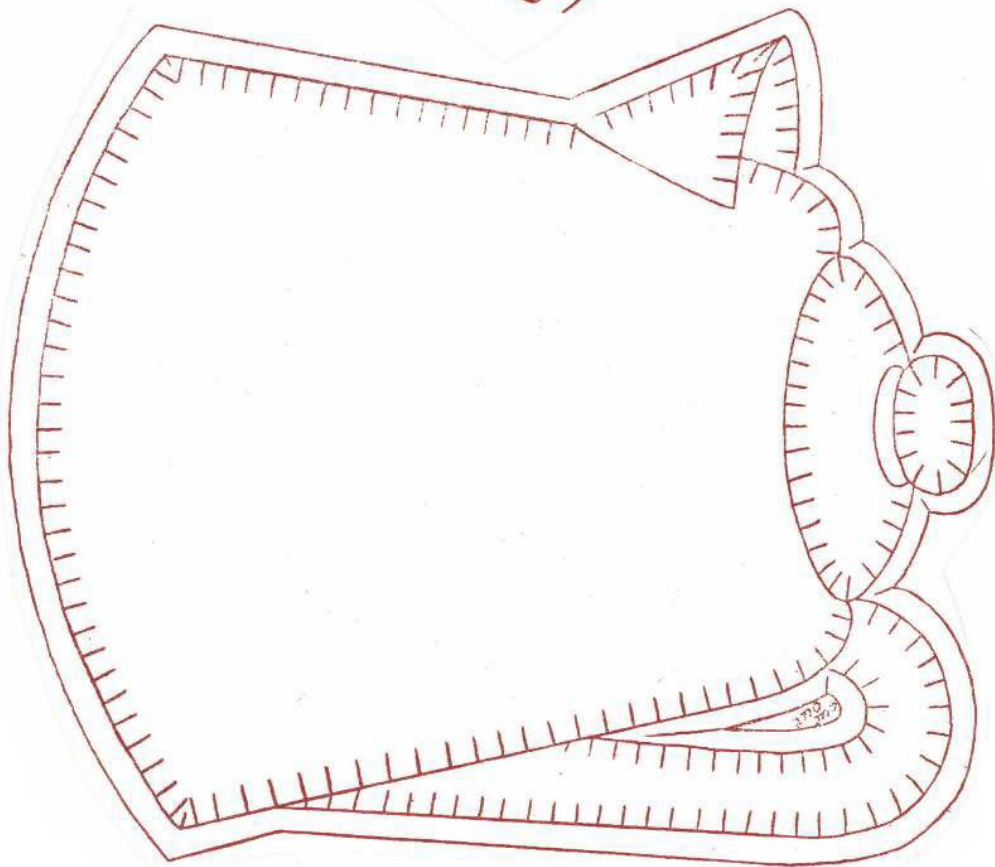
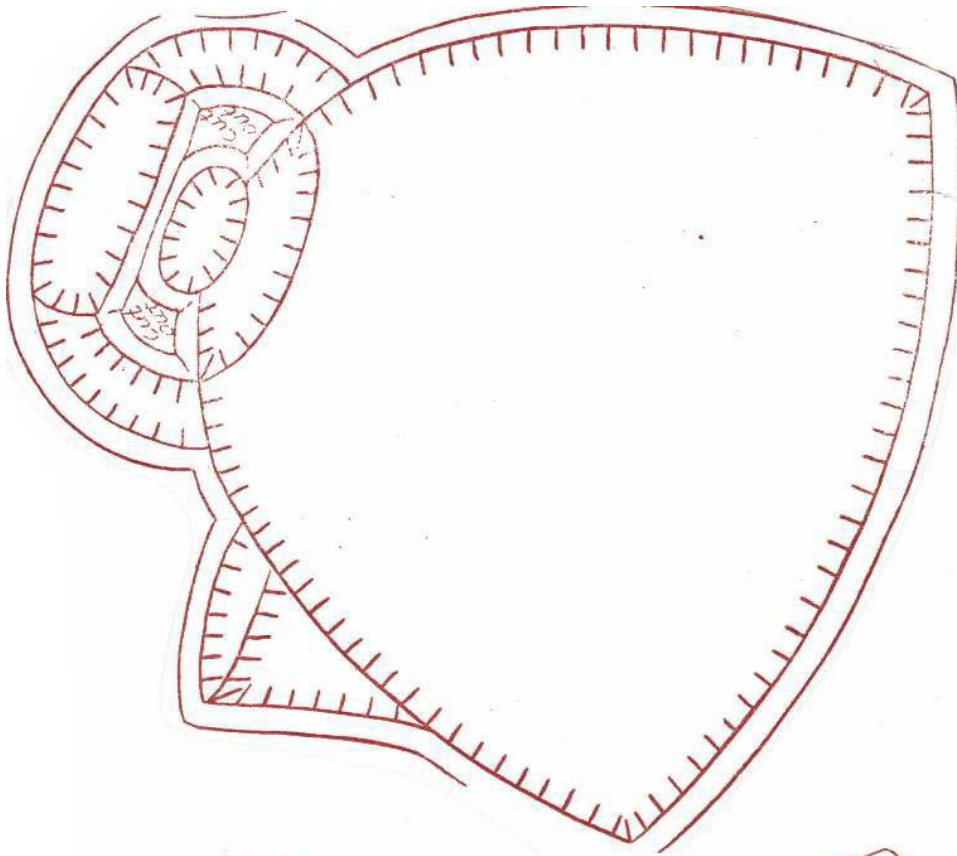
Enjoy Your Free Patterns From [Tipnut.com](http://Tipnut.com)







Enjoy Your Free Patterns From [Tipnut.com](http://Tipnut.com)



Enjoy Your Free Patterns From [Tipnut.com](http://Tipnut.com)

