

Flossy Touches: Embroidered Borders {Vintage}

You can add to your needle-and-thread versatility with a repertoire of the basic embroidery stitches. You'll find no limit to their usefulness, from making a patch ornamental, a handkerchief more personal, a guest towel more inviting, to giving your wardrobe and your house furnishings, in general, a more precious look.

Here are several examples of attractive border designs using basic embroidery stitches (vintage patterns). You'll find details of the stitches used at the bottom.



Threaded running stitch, lazy daisy.



Lazy daisy, French knots.



Grouped blanket stitch, spoke stitch.



Lazy daisy, French knots, spoke stitch.



Blanket stitch over rug yarn, lazy daisy.



Lazy daisy stitch.



Blanket stitch, spoke stitch, French knots.



Couching over rug yarn, lazy daisy.



Fly stitch, French knots, lazy daisy.



Woven cross stitch with rug yarn, French knots.



Long and short blanket stitch.



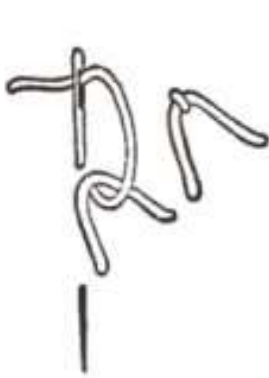
Chain stitch, spoke stitch.



Blanket stitch, lazy daisy.



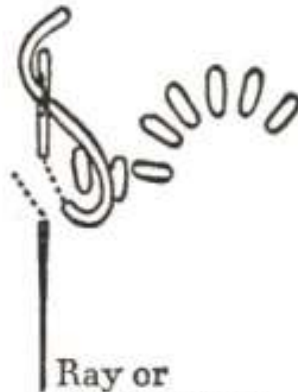
Herringbone stitch, couching.



Fly Stitch



French Knots



Ray or Spoke Stitch



Lazy Daisy Stitch



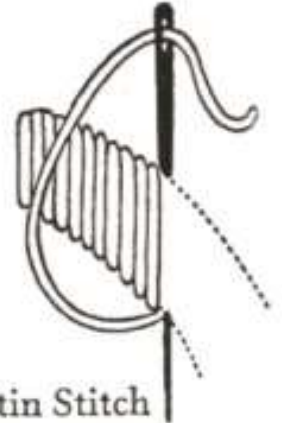
Stem Stitch



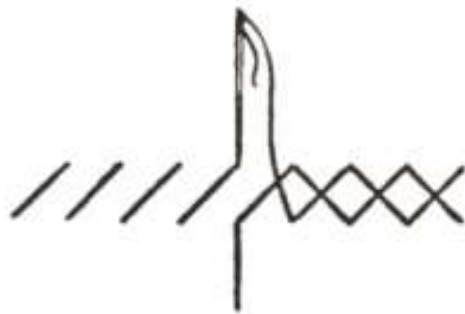
Feather Stitch



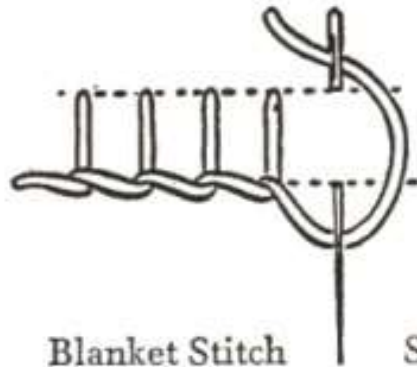
Chain Stitch



Satin Stitch



Cross Stitch



Blanket Stitch




Short and Long Stitches



Couching



Threaded Running Stitch



Herringbone Stitch